



Loba.

On Top!

Care Instructions

for **Hardwood and**

Parquet Floors

in accordance with DIN 18356 | with Certificate of Guarantee



What you should know about your hardwood and parquet floors

Room climate

Wood is a natural product. It is active, adapting continuously to the humidity of the air in the room. The longer and more intensively a room is heated, the drier the air becomes, causing the gaps between the floorboards to widen. This process can be counteracted somewhat by hanging humidifiers on the radiators and/or ensuring that the room has a sufficient number of green plants. An interior climate with 50% relative humidity and a temperature of 20°C is considered ideal both for wood floors and human health.

Finishes

Wood that is treated with a varnish or impregnated with oil is protected from the penetration of dirt and moisture. Freshly finished floors should not be walked on for about 24 hours. The less the floor is used over the first few days, the longer the varnish or oil finish will last. Felt pads or some other means of floor protection must be used under furniture legs. Use protective mats to protect floors under furniture with wheels (e.g. office chairs). Plasticised materials, such as carpet underlays, furniture feet, chair castors and elastic adhesives (e.g. for wood flooring or assembly), can cause the floor finish to soften and discolour. Contact with hair dyes or the rubber tyres of wheelchairs, bicycles, cars, motorcycles etc. can lead to permanent, irreversible discolouration.












For freshly varnished, oiled or waxed floors

Do not use any liquids on the freshly finished floor for one full week (i.e. clean only with broom, dust mop or vacuum cleaner). During this period the floor should also not be covered with any form of carpeting so that it may harden with full exposure to air. After the finish has hardened sufficiently (minimum of 5-10 days), the floor can be easily cleaned and maintained using parquet care products.

★ Tip!
All LOBA floor care products can be purchased from LOBA Service Partners, professional craftsmen or our online shop at www.loba.de

Care- and maintenance guide for your floors



	LOBACARE® products for varnished floors	LOBACARE® products for oiled/waxed floors		Treatment frequency* depending on traffic		
		Oil:	Wax:	* Light	** Moderate	*** Heavy
Initial care After new flooring has been laid a protective coating should be applied, the so-called „maintenance layer“, in the form of a polish. Prior to application the floor must be cleaned (maintenance cleaning) to ensure that it is free of dirt and dust. Wipe Care Cleans and protects in one step.	LOBA® ParkettCare LOBA® FloorCare matt LOBA® CareCleaner 	Oil: no initial care required	Wax: LOBA® NatureWax 	-	-	-
Maintenance cleaning Light soiling (e.g. dried spills) that cannot be removed by sweeping or vacuuming is wiped or mopped away using an appropriate cleaning agent.	LOBA® Cleaner 	Oil: LOBA® Cleaner 	Wax: LOBA® WaxCleaner 	every 4-7 days	every 2-4 days	every 1-2 days
Maintenance care / protective coating This treatment is performed to renew the protective layer of floor polish that safeguards the surface from damage. A maintenance cleaning must be performed in advance to ensure that the floor is free of dirt. Wipe Care Cleans and protects in one step.	LOBA® ParkettCare LOBA® FloorCare matt LOBA® CareCleaner 	Oil: LOBA® NatureOil 	Wax: LOBA® NatureWax 	1-2 times per year	2-4 times per year	4-6 times per year
Thorough cleaning / Deep cleaning This cleaning process takes care of stubborn grime that cannot be removed with maintenance cleaning. Old layers of polish are also removed. In order to restore the protective coating the initial care treatment must be repeated using a floor polish.	LOBA® CareRemover 	LOBA® WaxRemover 	Soap: LOBA® ParkettSoap 	every 24 months	every 12 months	1-2 times per year

Please note: Any product-application instructions we provide, be it written or verbal, are to the best of our knowledge. However, this information is non-binding, and the user is solely responsible for evaluating the appropriateness of our products for the intended applications and purposes. All specified time intervals should be understood as approximate; the actual intervals required will vary according to traffic levels. Therefore no warranty claims can be derived from this information.

Caring for your hardwood and parquet flooring:

Varnished Floors

INITIAL CARE**

LOBA® ParkettCare

LOBA® FloorCare

LOBA® CareCleaner

Layer of polish (to protect varnish): Apply an even coating of LOBA® ParkettCare to the floor using a LOBATOOL Wischwiesel. Leaves glossy finish with no buffing. Use LOBA® FloorCare matt undiluted for matt surfaces. LOBA® CareCleaner 1:10.

LOBATOOL Wischwiesel

Varnish applied to newly laid floor by professional floor fitter

Hardwood or parquet flooring

**The initial care treatment is performed by the professional floor fitter as a separate service. Please contact your contractor for more information.

MAINTENANCE CLEANING

LOBA® Cleaner

Clean floor with broom or vacuum cleaner to remove dirt. Whenever necessary, damp mop with LOBA® Cleaner.

Worn and soiled layer of polish

Varnish applied to newly laid floor by professional floor fitter

Hardwood or parquet flooring

TIP! Get optimal results using the LOBA® CleaningSet.

MAINTENANCE CARE, PROTECTIVE COATING

LOBA® ParkettCare

LOBA® FloorCare

Restore worn polish layer by reapplying a LOBA maintenance product with a LOBATOOL Wischwiesel, following the application instructions for „initial care“.

LOBATOOL Wischwiesel

Varnish applied to newly laid floor by professional floor fitter

Hardwood or parquet flooring

WIPE CARE

LOBA® CareCleaner

Mop floor with a solution of LOBA® CareCleaner (50ml per 10L of water) using the LOBATOOL Mop.

LOBATOOL Mop

Varnish applied to newly laid floor by professional floor fitter

Hardwood or parquet flooring

THOROUGH CLEANING

LOBA® CareRemover

Sprühkanne / Spray Can

Do not flood the floor with cleaning solution as this can cause permanent damage through wood-swelling. The ideal applicator for thorough cleaning is the LOBATOOL Sprühkanne / Spray Can.

Mechanical removal of polish using green pad (with single-disc machine) or intense manual scrubbing with LOBA® CareRemover (diluted 1:4 with water). The floor is then wiped clean using a mop or cloth dampened with clear water.

Worn and soiled layer of polish

Varnish applied to newly laid floor by professional floor fitter

Hardwood or parquet flooring

After the floor has dried, the initial care treatment must be repeated (see „initial care“).

Oiled and Waxed Floors

MAINTENANCE CLEANING

LOBA® Cleaner

LOBA® WaxCleaner

A) Remove all dirt and sand, ideally with a vacuum cleaner.

Oil finish applied to newly laid floor by professional floor fitter

Hardwood or parquet flooring

B) Then mop floor with a solution of LOBA® Cleaner or LOBA® WaxCleaner (diluted 1:10 with water) using a LOBATOOL Mop

Oil finish applied to newly laid floor by professional floor fitter

Hardwood or parquet flooring

OIL CARE (MAINTENANCE CARE)

LOBA® NatureOil

Oil Care: For floors that are treated only with oil.

Apply thin coat of LOBA® NatureOil using a lint-free cloth. The oil will soak into the floor and renew the oil finish.

Oil finish applied to newly laid floor by professional floor fitter

Hardwood or parquet flooring

TIP! Can also be used for touching up small areas!

WAX CARE (MAINTENANCE CARE)

LOBA® NatureWax

LOBATOOL Blocker / Buffer

Wax Care: For floors that are treated with oil and wax.

Apply a very thin coat of LOBA® NatureWax using a lint-free cloth.

Oil finish applied to newly laid floor by professional floor fitter

Hardwood or parquet flooring

TIP! Allow wax to set for 1 hour; then buff with LOBATOOL Blocker / Buffer. Buffing helps solidify the protective wax coating..

THOROUGH CLEANING

LOBA® ParkettSoap

LOBA® WaxRemover

THE CHOICE IS YOURS !

LOBA® ParkettSoap*
+ solvent-free
- requires much water,
ATTENTION: May cause wood swelling

or

LOBA® WaxRemover*
+ no water required, therefore no danger of wood swelling
- solvent-based

Mechanical removal of polish using a single-disc machine with green pad or intense manual scrubbing with:
LOBA® ParkettSoap* (diluted 1:2 with water)
The floor is then mopped clean with clear water.

Alternatively
LOBA® WaxRemover*

Oil finish applied to newly laid floor by professional floor fitter

Hardwood or parquet flooring

A maintenance care treatment must be performed after thorough cleaning.

Certificate of Guarantee and Floor Pass



Issued to: _____

Location, address: _____

Type of floor: Solid parquet Wood block flooring
 Engineered wood flooring
 Other: _____

Type of wood: Oak Beech Maple
 Other: _____

Edge protection for multi-layer parquet Yes No
LOBA product: _____

Type of finish: Varnish Oil Wax

Primer: _____
e.g. LOBADUR® WS EasyPrime

Varnish: _____
e.g. LOBADUR® WS 2K Duo

or Oil / Wax: _____
e.g. LOBASOL® HS Akzent 100

Floor care cycles:
Initial care: _____
Date of initial care treatment

LOBA product used _____

Maintenance cleaning: _____
Date of first maintenance cleaning

Recommended frequency:
 daily twice per week
 once per week

Recommended and complementary LOBA products for maintenance cleaning _____

Maintenance care: _____
Date of first maintenance care treatment

Recommended frequency:
 once per month twice per year
 four times per year

Recommended and complementary LOBA products for maintenance care _____

Thorough cleaning: _____
Date of first thorough cleaning

Recommended frequency:
 twice per year once per year

Recommended and complementary LOBA products for thorough cleaning _____

Date: _____

Company stamp Professional Floor Fitter / Signature: _____

LOBA products are recommended by:

Alpenholz



bambeau®

chêne de l'est.
Nature zu ihrer Fassung...



upofloor
Hardwood Floors



WICANDERS®



LOBA GmbH & Co. KG

Leonberger Str. 56-62 | 71254 Ditzingen | Germany

Fon: +49 7156 357-0 | Fax: +49 7156 357-211

E-Mail: service@loba.de | www.loba.de